



# Digital Signage Collection

AUDIO/VISUAL MOUNTING SOLUTIONS FOR DIGITAL SIGNAGE

peerless-AV™

# VIDEO WALL MOUNTS AND CARTS

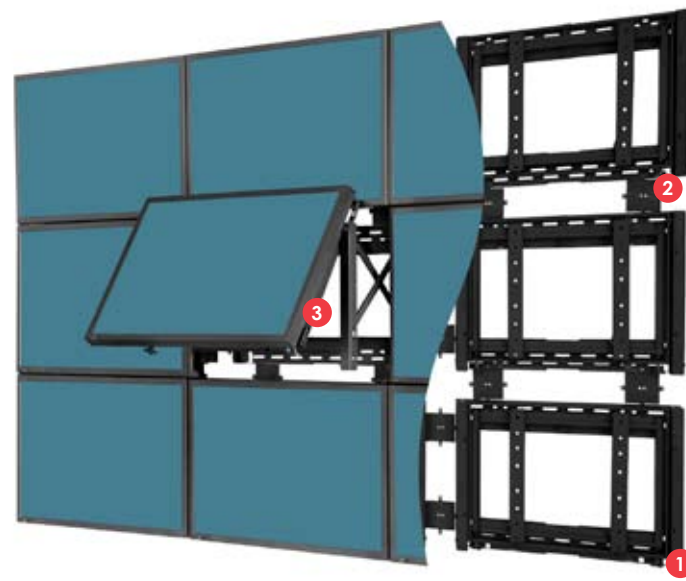


DS-VW765-LAND



DS-VWC560

DS-VW650



DS-VW765-LAND  
3 x 3 display configuration shown, limitless configurations possible.

- 1. 8 MICRO-ADJUSTMENTS AT YOUR FINGERTIPS**  
8 micro-adjustment points between displays offer the easiest way to perfectly align multiple displays in limitless configurations
- 2. ELIMINATE GUESSWORK AND ON-SITE CALCULATIONS**  
Model-specific wall plate spacers connect between the mounts to ensure perfect spacing alignment between displays, saving you time and effort
- 3. QUICK ACCESS TO DISPLAY COMPONENTS**  
Pull-out and prop-open display component access lets you service the video wall without any hassle



DS-VW650



DS-VW660



DS-VW765-LAND



DS-VW765-POR



DS-VWC560



DS-VWSxxx(-P)



DS-ACC765

Accessories ..... page 16

**ULTRA THIN FLAT VIDEO WALL MOUNT**  
COLOR: Black

- Unique modular design offers unlimited video wall display configurations
- Custom wall plate spacers eliminate extra measuring and guesswork during installation
- Simple horizontal adjustment makes aligning displays quick and easy
- Ultra-thin design provides a streamlined video wall profile
- Durable locking rail holds display ensuring a safe and secure installation
- Includes security hardware that can help deter tampering or loss

**VIDEO WALL MOUNTING SOLUTION**  
COLOR: Black

- Modular mount for unlimited video wall display configurations
- Custom wall plate spacers eliminate the guesswork and on-site installation calculations
- Displays and mounts sit flush against the wall for a clean appearance
- Integrated cable management tie-backs make display-to-display cabling simple

**FULL-SERVICE VIDEO WALL MOUNT**  
COLOR: Black

- Modular mount for unlimited video wall display configurations utilized for landscape applications
- Custom wall plate spacers eliminate the guesswork and on-site installation calculations
- Tool-less 8-point micro adjustments for easy display alignment
- Pull-out/prop-open mechanism provides quick service access
- Integrated cable management tie-backs make display-to-display cabling simple
- Security hardware option prevents displays from articulating

**FULL-SERVICE VIDEO WALL MOUNT**  
COLOR: Black

- Modular mount for unlimited video wall display configurations utilized for portrait applications
- Custom wall plate spacers eliminate the guesswork and on-site installation calculations
- Tool-less 8-point micro adjustments for easy display alignment
- Pull-out/prop-open mechanism provides quick service access
- Integrated cable management tie-backs make display-to-display cabling simple
- Security hardware option prevents displays from articulating

**DIGITAL SIGNAGE PORTABLE VIDEO WALL CART**  
COLOR: Black

- Lockable 5" casters enable safe and easy maneuverability over various flooring surfaces
- Displays are height adjustable
- Tool-less micro adjustment of display front for precise alignment
- 2 x 2 or 2 x 1 configuration
- Cable management through the stand uprights
- 200, 300, 400 (vertical) and PLP mounting hole patterns

**VIDEO WALL SPACER KIT**  
COLOR: Black

- Custom spacer kit to accommodate DS-VW765-LAND, DS-VW765-POR, DS-VW660 and DS-VW650 Video Wall Mounting Systems
- Reduces the guesswork of installation calculations

**CABLE RELEASE KIT FOR PEERLESS' FULL SERVICE VIDEO WALL MOUNTS (DS-VW765-LAND, DS-VW765-POR)**  
COLOR: Black

- Makes maintenance quick and easy
- Thin and durable cable
- Tough, long-lasting fastener for secure attachment
- Provides access to recessed wall areas
- Enables display to stay positioned in video wall matrix during maintenance

	DS-VW650	DS-VW660	DS-VW765-LAND	DS-VW765-POR	DS-VWC560	DS-VWSxxx(-P)	DS-ACC765
Display size	40" to 50"	40" to 65"	40" to 65"	40" to 65"	40" to 60"		
VESA® pattern	100mm increments starting at 200 x 200mm up to 600 x 400mm	100mm increments starting at 200 x 200mm up to 600 x 400mm <i>Additional patterns supported with adapter plates</i>	100mm increments starting at 200 x 200mm up to 700 x 400mm <i>Additional patterns supported with adapter plates</i>	100mm increments starting at 200 x 200mm up to 400 x 600mm <i>Additional patterns supported with adapter plates</i>	200, 300 and 400mm vertically		
Distance from the wall	.69" (17.53mm)	3.06" (77.72mm)	3.08"-3.83" (78-97mm)	3.08"-3.83" (78-97mm)	N/A		
Micro-adjustments	—	4-point tool-less adjustment	8-point tool-less adjustment	8-point tool-less adjustment	4-point tool-less adjustment		
Horizontal display adjustment	Yes	Yes	Yes	Yes	Yes		
Security	Yes	Yes	Yes	Yes	Yes		
Max load	75lb (34.02kg)	200lb (90.9kg)	150lb (68kg)	150lb (68kg)	500lb (227kg)		

\* Contact Customer Care to Order Custom Spacers Specifically for your video wall configuration


# DIGITAL MENU BOARD KIT



DS-VL-H048 and DS-VL-H036 and ACC-DSV329 with accessory DS-ACC-LDCM shown

- 1. NO MEASURING**  
Install multiple displays onto one mounting system with virtually no measuring required
- 2. INFINITE POSSIBILITIES**  
Create any combination of wall plates and vertical rails forming a limitless linear array of displays
- 3. INSTALLATION SECURITY**  
Prevent tampering and theft with included security hardware
- 4. VERSATILITY**  
Portrait or landscape orientation with tilt at -5, 0, 5, 10 degrees

## DIGITAL MENU BOARD KIT

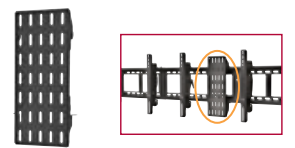


### DS-VL-H models

### ACC-DSV models



### ACCESSORY



### DS-ACC-LDCM

#### DIGITAL MENU BOARD KIT - HORIZONTAL WALL PLATES COLOR: Black

- Adjustable up to 15° of forward tilt and -5° backward tilt for optimal viewing angle
- Infinite horizontal configuration
- Displays and mounts sit flush against the wall for a clean appearance
- Displays can be mounted both landscape and portrait
- Horizontal display adjustment

#### DIGITAL MENU BOARD KIT - VERTICAL DISPLAY MOUNTING RAILS COLOR: Black



#### CABLE MANAGEMENT ACCESSORY COLOR: Black

- Neatly secures cables into one location
- Organizes cables out of viewing area of display arrangement
- Easy and fast cable management using cable ties and easy access slots

Customizable mounting kit that can hold any number of displays, landscape or portrait, in an infinite linear formation  
Contact Customer Care for assistance in calculating your Linear Display configuration or visit [www.peerlessinfo.com/menuboard](http://www.peerlessinfo.com/menuboard)


Accessories ..... page 16

Display size	13" to 102"
VESA® pattern	—
Distance from the wall	—
Tilt	—
Landscape to portrait	—
Security	Yes
Max load	350lb (158.8kg)

13" to 102"	
ACC-DSV240: Up to 240mm ACC-DSV329: Up to 329mm ACC-DSV449: Up to 449mm	ACC-DSV503: Up to 503mm ACC-DSV745: Up to 745mm
ACC-DSV240: 2.55" (65mm) ACC-DSV329: 2.6" (66mm) ACC-DSV449: 2.6" (66mm)	ACC-DSV503: 2.6" (66mm) ACC-DSV745: 2.6" (66mm)
-5°, 0°, 5°, 10°, 15°	
Yes	
Yes	
ACC-DSV240: 125lb (56kg) ACC-DSV329: 150lb (68kg) ACC-DSV449: 175lb (79kg)	ACC-DSV503: 250lb (113.4kg) ACC-DSV745: 350lb (158.8kg)

13" to 102"	
Yes	
Yes	
Yes	

# WALL MOUNTS WITH MEDIA STORAGE



DS508 shown

- 1. ADJUSTABLE VIEWING ANGLE**  
0, 5, and 10 degree forward tilt options
- 2. COMPONENT STORAGE**  
Houses and stores computers, media controllers, and graphics drivers
- 3. SIDE ACCESS**  
Allows for quick content changes, fast installation, removal, replacement of media device connections and wiring
- 3. PROP BARS**  
Prop bars lower to brace the display up and out for media device replacement, maintenance, or repair



DS508

**FLAT/TILT WALL MOUNT WITH MEDIA DEVICE STORAGE**  
COLOR: Black

- PLP compatible
- Accommodates media devices up to 3.95" x 14.9" x 13.3" (100 x 378 x 337mm)
- Convenient access to remove media device maintenance without removing display
- Displays can be mounted both landscape and portrait orientation



Component access



DS509

**SLIM TILT MOUNT WITH PC HOLDER**  
COLOR: Black

- PLP compatible
- Accommodates computers up to 2.0" x 14.9" x 9.0" (51 x 378 x 229mm)
- Convenient access to remove media device maintenance without removing display
- Displays can be mounted both landscape and portrait orientation



Component access



DS246

**TILT WALL MOUNT WITH STORAGE**  
COLOR: Black

- Houses a computer up to 11.3" x 9.5" x 2.5" (287 x 241 x 63 mm) (D x H x W)
- Designed to fit LG M2900S-BN and LG M3800S-BN stretch displays
- Ideal for stretch displays with single stud applications
- Requires PLP display adapter plate PLP-V4X2, sold separately, see page 16
- Additional solutions available for multiple display configurations
- Portrait or landscape orientation



DS415

**TILT WALL MOUNT WITH STORAGE**  
COLOR: Black

- Houses a computer up to 3.58" x 10.82" x 14.05" (91 x 275 x 357mm) (D x H x W)
- Adjustable tilt up to 10 degrees
- Provides two side access panels for easy maintenance
- Internal cable management hides cables for a clean, clutter free appearance
- VESA® 100 x 100, 200 x 100, 200 x 200mm and PLP adapter plate compatible
- Mounts to wood or metal studs on 16" (406mm) centers



DMU50SM

**SLIDE-OUT WALL MOUNT WITH MEDIA PLAYER STORAGE**  
COLOR: Black

- Slide-out Wall Mount with Media Player Storage up to 7.87" x 7.87" x 2.4"
- Clean installation, formed holders organize and store excess cable length within the mount for a clean clutter free look
- Secure storage - keyed cam-lock deters tampering and theft
- Quick service, slide out plate features finger holes and nylon glides for quick access of content driver and cable access post installation



Component access



DSX750

**MEDIA PLAYER HOLDER ACCESSORY**  
COLOR: Black

- Houses media control devices behind the display up to 9.5" x 7.75" x 2.5"
- Compatible with a variety of Peerless pullout articulating wall mounts
- Prop open feature provides quick service access without removing display
- Security screws prevent tampering and theft
- Landscape or portrait orientation



Shown with SP850 pull-out wall mount

Accessories ..... page 16

	DS508	DS509	DS246	DS415	DMU50SM	DSX750
Display size	27" to 60"	25" to 60"	29" to 38"	32" to 52"	37" to 60"	32" to 60"
VESA® pattern	100 x 100, 200 x 200, 200 x 100mm	100 x 100, 200 x 200, 100 x 200, 200 x 100mm	400 x 200mm <i>Requires PLP adapter plate PLP-V4X2, sold separately</i>	100 x 100, 200 x 100, 100 x 200, 200 x 200mm <i>Additional PLP adapter plates also available</i>	up to 705 x 433mm	100 x 100, 200 x 100, 100 x 200, 200 x 200mm
Distance from the wall	4.75" (121mm)	2.75" (70mm)	3.1" (78 mm)	4.18" (106mm) <i>(plus thickness of adapter plate)</i>	2.67" (68mm)	3.63" (92mm)
Tilt	0°, 5°, & 10°	0°, 5°, & 10°	+12°	+10°	—	+25° <i>(for media player access)</i>
Increlock™	0°, 5°, & 10°	0°, 5°, & 10°	±20°	0°, 5°, & 10°	—	—
Landscape to portrait	Yes	Yes	Yes	Yes	—	Yes
Security	Yes	Yes	Yes	Yes	Yes	Yes
Max load	200lb (90.9kg)	200lb (90.9kg)	50lb (22kg)	150lb (68kg)	125lb (56.6kg)	—

# WALL, CORNER AND CEILING MOUNTS



CM850 shown with ACC324

- 1. MOUNTING FLEXIBILITY**  
Designed to accommodate single or double-stud mounting
- 2. EXTENSIBILITY**  
Upgrading to a larger display is easy, simply extend the arms, mount the larger display -- no need to re-mount the wall plate
- 3. UNIVERSAL DESIGN**  
Accommodates virtually all displays with 28.75"W by 17.05"H (730 x 433mm) mounting holes
- 4. ACCESSORIZING**  
It is quick and simple to add AV shelving, supports up to 25lb (11kg) per shelf



Front view (display attachment side)



Back view

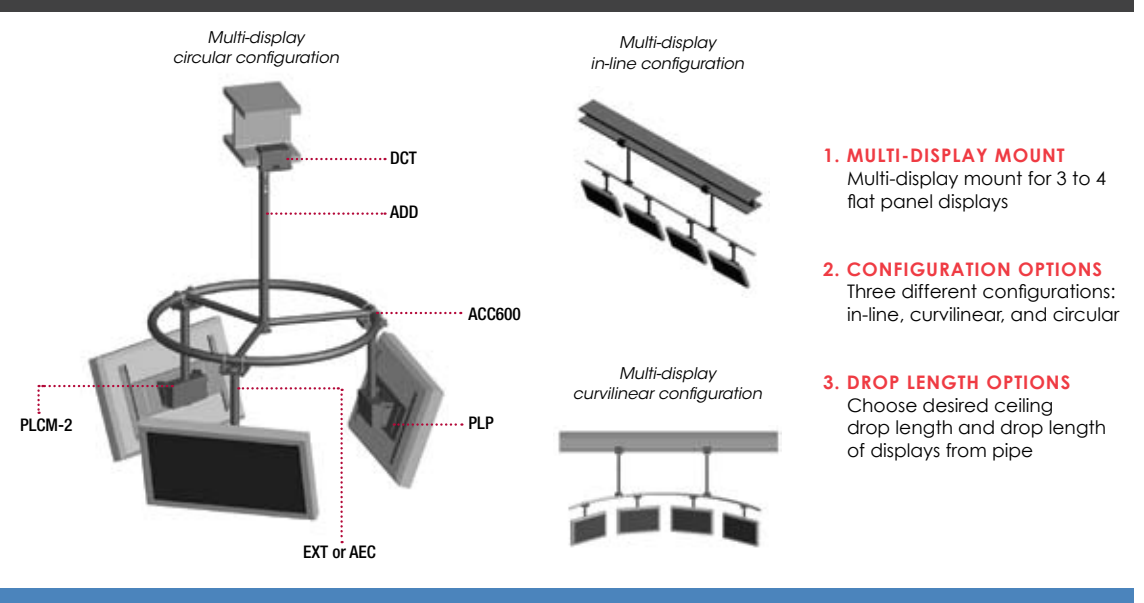


	PANA-85WM	SP850-UNLP(S)(GB)(GS)	PS-1/PS-2	CM850(-S)	DST360	PANA-85 CEILING
<b>WALL MOUNT FOR 85" DISPLAY</b> COLOR: Black	<ul style="list-style-type: none"> <li>Landscape or portrait</li> <li>Tilts 0, 3.5, and 7 degrees</li> <li>Hook on design allows display to be easily placed into key hole slots</li> <li>Triple stud wall plate with attachment capability to wood studs, concrete or cinder</li> </ul>	<b>PULL-OUT SWIVEL WALL MOUNT</b> COLOR: Black, silver, high gloss black or high gloss silver <ul style="list-style-type: none"> <li>Integrated cable management for a clean look</li> <li>Locking tab provides optional swivel restriction to one side</li> <li>Lock Key™ installation tool secures arms for easy display installation</li> <li>Lock-out feature prevents unwanted extension</li> <li>Includes hardware for installation to wood stud, concrete or cinder block</li> </ul>	<b>SWIVEL AND TILT WALL MOUNT</b> COLOR: Black <ul style="list-style-type: none"> <li>Portrait or landscape orientation options</li> <li>Built-in leveling adjustment (no tools required)</li> <li>Theft-resistant security fasteners secure the display to the mount to keep equipment safe</li> </ul>	<b>CORNER MOUNT</b> COLOR: Black or silver <ul style="list-style-type: none"> <li>Includes SmartMount® Pull-Out Swivel Mount (SP850-UNL)</li> <li>Extendable arms accommodate multiple display sizes without having to adjust wall mount placement</li> <li>Wall units accommodate speakers when used with smaller displays (wall unit maybe visible with some smaller displays)</li> <li>Optional shelf available for AV components (ACC324), see page 16</li> <li>Includes hardware for installation to wood stud, concrete and cinder block</li> </ul>	<b>FLAT/TILT UNIVERSAL WALL OR CEILING MOUNT WITH MEDIA CONTROLLER STORAGE</b> COLOR: Black <ul style="list-style-type: none"> <li>Ideal for wall or ceiling mounted applications</li> <li>Universal mounting in either portrait or landscape orientation</li> <li>Built-in swivel up to 360° allows for optimum viewing angle for ceiling mount applications only</li> <li>Flat and tilt wall mount functionality (up to 20° tilt)</li> <li>Available area within mount for housing a computer or media controller device 15" x 9" x 3" (381 x 229 x 76mm)</li> <li>Mount folds open for easy access to the computer or media controller without removing the display</li> </ul>	<b>CEILING MOUNT FOR 85" DISPLAY</b> COLOR: Black <ul style="list-style-type: none"> <li>Keyhole slots provide easy installation</li> <li>Tilts 5, 10, 15, 20 degrees</li> <li>360 degrees of swivel</li> </ul>

Accessories ..... page 16

	PANA-85WM	SP850-UNLP(S)(GB)(GS)	PS-1/PS-2	CM850(-S)	DST360	PANA-85 CEILING
Display size	85"	32" to 65"	32" to 50" <small>PS-1</small> ..... 42" to 71" <small>PS-2</small>	32"-58"	26" to 60"	85"
VESA® pattern	—	100, 200 x 100mm	Requires display specific PLP adapter plate (sold separately)	—	100 x 100, 200 x 100, 200 x 200, 300 x 300mm	—
Adjustable mounting pattern (W x H)	—	28.7" x 17.05" (729 x 433mm)	Requires display specific PLP adapter plate (sold separately)	28.75" x 17.05" (730 x 433mm)	—	—
Distance from the wall, corner or ceiling	11.56" (294mm) <small>(from the wall)</small>	3.43"-11.85" (87-301mm) <small>(from the wall)</small>	8.75" (222mm) ..... 10.12" (257mm) <small>(from the wall) PS-1 ..... (from the wall) PS-2</small>	22.63"-41.01" (574-104mm) <small>(from the corner)</small>	4.28" (109mm) <small>(from the wall)</small>	9.35" (237mm) <small>(from the ceiling)</small>
Tilt   swivel   roll	0°, 3.5°, and 7°   —	0°, 5° or 10°   ±45°   ±1°	+10°/-5°   ±15°	+10°   ±45°   ±1°	5, 10, 15, 20°   360° (ceiling mounted)	5, 10, 15, 20°   360°
Horizontal display adjustment	—	up to 3.5" (89mm)	4"	3.5" (89mm)	—	—
Landscape to portrait	Yes	—	Yes	—	Yes	—
Security	—	Yes	Yes	Yes	Yes	Yes
Max load	270lb (122kg)	150lb (68kg)	150lb (68kg) ..... 225lb (102kg) <small>PS-1 ..... PS-2</small>	150lb (68kg)	150lb (68kg)	300lb (136kg)

# MULTI-DISPLAY CEILING MOUNTS



# STANDS AND CARTS



PLB-1	MDJ models
<b>DUAL DISPLAY CEILING MOUNT</b> COLOR: Black	<b>MULTI-DISPLAY IN-LINE, CURVILINEAR AND CIRCULAR CEILING MOUNTS</b> COLOR: Black
<ul style="list-style-type: none"> <li>Dual display for flat panel displays</li> <li>Multiple drop down length options from 1'-12'</li> <li>Mounts to virtually all ceiling surfaces</li> <li>Theft-resistant security fasteners secure the display to the mount to keep equipment safe</li> <li>Requires accessories - DCS, DCT, ADD, AEC or EXT, see page 16</li> </ul>	<ul style="list-style-type: none"> <li>Multi-display for 3 to 4 flat panel displays</li> <li>Multiple drop down length options from 1'-12'</li> <li>Mounts to virtually all ceiling surfaces</li> <li>Theft-resistant security fasteners secure the display to the mount to keep equipment safe</li> <li>Requires accessories - PLCM-2, ACC600, DCS, DCT, ADD, AEC or EXT, see page 16</li> </ul>

Accessories ..... page 16

Display size	30" to 50"	32" to 50"
VESA® pattern	Requires display specific PLP adapter plate (sold separately)	Requires display specific PLP adapter plate (sold separately)
Adjustable mounting pattern (W x H)	Requires display specific PLP adapter plate (sold separately)	Requires display specific PLP adapter plate (sold separately)
Distance from ceiling	1'-12' (300-3657mm) <i>(Varies depending on ceiling plate and extension column used)</i>	1'-12' (300-3657mm) <i>(Varies depending on ceiling plate and extension column used)</i>
Tilt   swivel	+20°   360°	+20°   360°
Pipe length	—	MDJ700: 120" (3048mm)   MDJ710: 180" (4572mm)   MDJ720: 240" (6096mm)   MDJ701: 120" (3048mm)   MDJ711: 180" (4572mm)   MDJ721: 240" (6096mm)   MDJ760: —
Landscape to portrait	Yes	Yes
Security	Yes	Yes
Max load	300lb (136kg)	600-1200lb (272-545kg) <i>(Depending on ceiling attachments used)</i>




FPZ-600/FPZ-670	FPZ-640	COL510P - 810P	SR560M(G)/SR1M(G)
<b>FLAT PANEL STANDS</b> COLOR: Black	<b>PRACTICO FLAT PANEL STAND</b> COLOR: Black	<b>FLAT PANEL STANDS</b> COLOR: Black	<b>FLAT PANEL CART</b> COLOR: Black
<ul style="list-style-type: none"> <li>Internal cable management conceals cables for a clean look</li> <li>FPZ-600 supports single or dual back-to-back flat panel displays (holds up to four displays with ACC604 accessory), see page 16</li> <li>FPZ-670 base cover is designed to conceal content drivers and surge protectors</li> <li>Height adjustable</li> <li>Portrait or landscape orientation</li> </ul>	<ul style="list-style-type: none"> <li>VESA® 75, 100, 200 x 100 and 200 x 200mm compliant</li> <li>Collapsible design allows legs to fold for easy transporting and storing</li> <li>Integrated cable management to simply route cords through column</li> <li>Height adjustability in 100mm increments for ideal height of display; Ranges from 48.55"-64.29" (1233-1633mm)</li> <li>Accessories available, see page 16</li> </ul>	<ul style="list-style-type: none"> <li>5', 6', 7' or 8' pedestal height options</li> <li>Display can be changed from portrait to landscape orientation without display removal</li> <li>Internal cable management</li> <li>Concrete floor anchors included</li> <li>Theft-resistant security fasteners secure the display to the mount to keep equipment safe</li> </ul>	<ul style="list-style-type: none"> <li>Continuous vertical adjustment for perfect viewing height</li> <li>Internal cable management facilitates effortless routing of cords and cables for a clean, clutter-free look</li> <li>4" (101mm) swivel casters enable safe and easy maneuverability. Two locking casters ensure complete stability wherever the cart is placed</li> <li>50lb (22.6kg) load capacity metal or tinted tempered glass shelf provides storage space for AV components</li> <li>SR1M(G) compatible with landscape to portrait accessory, RMI1 (dedicated adapter plate required), see page 16</li> </ul>

Accessories ..... page 16

Display size	32" to 60" (FPZ-600)   50" to 71" (FPZ-670)	up to 42"	32" to 50"	32" to 65"
VESA® pattern	100, 200 x 100 and 200 x 200mm <i>Additional non-VESA® display adapter plates also available</i>	75, 100, 200 x 100 and 200 x 200mm	Requires display-specific PLP adapter plate (sold separately)	—
Adjustable mounting pattern	—	—	Requires display-specific PLP adapter plate (sold separately)	28.75" x 17.05" (SR560M(G) models) <i>Additional adapter plate required for SR1M(G) models</i>
Vertical adjustment	Continuous	48.55"-64.29" (1233-1633mm)	—	Continuous
Tilt   swivel	—	—   360°	15°   360°	-2°, 0°, +5°   —
Landscape to portrait	Yes	—	Yes	SR1M(G) models <i>RMI1 and dedicated adapter plate required</i>
Security	Yes	—	Yes	Yes
Max load	200lb (90.7kg) per display <i>FPZ-670: Up to two displays FPZ-600: Up to four displays with Dual-display Cartridge Accessory (ACC604)</i>	110lb (49kg)	150lb (68kg)	150lb display (68kg) 50lb per shelf (22kg)

# WIND RATED MOUNTS FOR OUTDOOR DISPLAYS



ECMU-xx-C-S shown

- 1. POLE LENGTH OPTIONS**  
Four pole length options available for varied drop down requirements
- 2. SIMPLE SET-UP**  
Hook-and-hang design helps make installation quick and easy
- 3. VIEWING ANGLE FLEXIBILITY**  
Incremental tilt settings enable the best viewing angle




EWMU(-S)	ECMU-01/02/03/04-C(-S) ECMU-01/02/03/04-I(-S)	EPMU-05/06/07/08(-S)
<b>WIND RATED WALL MOUNT</b> COLOR: Black or stone gray	<b>WIND RATED CONCRETE AND I-BEAM CEILING MOUNT</b> COLOR: Black or stone gray	<b>WIND RATED PEDESTAL MOUNT</b> COLOR: Black or stone gray
<ul style="list-style-type: none"> <li>Wind rated up to 110 mph, elevation 200ft (60m), Category "D"</li> <li>Fixed incremental tilt with angle settings at 0°, 2°, 5°, 10° or 15°</li> <li>Hook-and-hang design for simplified installation</li> <li>Constructed from corrosion resistant materials, primed with an E-coat and comes with stainless steel hardware</li> </ul>	<ul style="list-style-type: none"> <li>Wind rated up to 90 mph, elevation 200ft (60m), Category "D"</li> <li>Internal cable management</li> <li>Hook-and-hang design for simplified installation</li> <li>Constructed from corrosion resistant materials, primed with an E-coat and comes with stainless steel hardware</li> <li>1', 2', 3' or 4' pole length options</li> <li>I-beam model adjusts for 6" -12" I-beam flanges</li> </ul>	<ul style="list-style-type: none"> <li>Wind rated up to 110 mph, elevation 200ft (60m), Category "D"</li> <li>Internal cable management</li> <li>Hook-and-hang design for simplified installation</li> <li>Constructed from corrosion resistant materials, primed with an E-coat and comes with stainless steel hardware</li> <li>5', 6', 7' or 8' pedestal height options</li> </ul>

Accessories ..... page 16


Display size	32" to 65"	32" to 65"	32" to 65"
VESA® pattern	600 x 400mm	600 x 400mm	600 x 400mm
Adjustable mounting pattern (W x H)	28.35"W x 17.67"H (720 x 449mm)	28.35"W x 17.67"H (720 x 449mm)	28.35"W x 17.67"H (720 x 449mm)
Distance from the wall, ceiling or floor	3.79" (96mm) (from the wall)	1', 2', 3' or 4' pole length options (from the ceiling)	5', 6', 7' or 8' pedestal height options (from the floor)
Tilt   swivel	+15°/-5°	+15°/-5°   360° (22° increments)	+15°/-5°   360° (22° increments)
Horizontal display adjustment	8" (203mm)	8" (203mm)	8" (203mm)
Landscape to portrait	Yes	Yes	Yes
Security	Yes	Yes	Yes
Max load	200lb (91kg)	200lb (91kg)	200lb (91kg)

# OUTDOOR MOUNTS



EPT650 shown

- 1. EASY DISPLAY CENTERING**  
8" (203mm) of horizontal adjustment for ideal display position
- 2. SIMPLE SET-UP**  
Hook-and-hang design helps attach enclosure to mount and hold the weight load while fine-tuning adjustments
- 3. EASY ACCESS**  
Open wall plate design provides easy access and pass through of cables to internal and external power and content sources
- 4. VIEWING ANGLE FLEXIBILITY**  
Incremental tilt settings enable the best viewing angle




EPT650(-S)	ESA746PU(-S)	ESA763PU
<b>UNIVERSAL OUTDOOR TILT WALL MOUNT</b> COLOR: Black or stone gray	<b>CORROSION RESISTANT ARTICULATING MOUNT</b> COLOR: Black or stone gray	<b>CORROSION RESISTANT ARTICULATING MOUNT</b> COLOR: Black
<ul style="list-style-type: none"> <li>Constructed from corrosion resistant materials, primed with an E-coat and comes with stainless steel hardware</li> <li>Double stud mounting with 16", 20" &amp; 24" stud placements</li> <li>Security hardware and optional lock down channels to add a pad lock for additional security</li> <li>Wood, concrete or cinder block mounting hardware included</li> </ul>	<ul style="list-style-type: none"> <li>Constructed from corrosion resistant materials, primed with an E-coat and comes with stainless steel hardware</li> <li>Cable management to conceal cables and wires</li> <li>20.92" (531mm) arm extension; collapsed 4.34" (110mm) from the wall</li> <li>Display side and wall side security hardware included</li> <li>Wood, concrete or cinder block mounting hardware included</li> </ul>	<ul style="list-style-type: none"> <li>Constructed from corrosion resistant materials, primed with an E-coat and comes with stainless steel hardware</li> <li>Cable management to conceal cables and wires</li> <li>27.55" (700mm) arm extension; collapsed 4.43" (113mm) from the wall</li> <li>Display side and wall side security hardware included</li> <li>Wood, concrete or cinder block mounting hardware included</li> </ul>

Accessories ..... page 16

Display size	32" to 55"	26" to 46"	37" to 63"
VESA® pattern	600 x 400mm	400 x 400mm	600 x 400mm
Adjustable mounting pattern (W x H)	29.04"W x 17.67"H (738 x 449mm)	17.00"W x 16.06"H (432 x 408mm)	27.06"W x 17.29"H (687 x 439mm)
Distance from the wall	2.58" (66mm)	4.34"-20.92" (110-531mm)	4.43"-27.55" (113-700mm)
Tilt   swivel   roll	+15°/-5°	+15°/-5°   ±90°   ±5°	+15°/-5°   ±90°   ±5°
Horizontal display adjustment	8" (203mm)	4.5" (114mm)	4.5" (114mm)
Landscape to portrait	—	Yes	Yes
Security	Yes	Yes	Yes
Max load	175lb (79kg)	80lb (36kg)	200lb (91kg)

# INDOOR/OUTDOOR PROTECTIVE ENCLOSURES



FPE42FH-S shown

- 1. EASY DISPLAY ACCESS**  
Gas struts deliver easy access to display for installation and maintenance
- 2. COMPONENT POWER**  
6 outlet 115V 15A power strip provides power to internal components
- 3. CIRCULATION FANS**  
Ensure proper air flow within the unit
- 4. RUBBER GASKET SEAL**  
Protects from ingress of water and other harmful elements
- 5. UNIVERSAL COMPATIBILITY**  
Unit includes Peerless' universal flat panel mount PF660 that accommodates flat panel displays with up to 600 x 400mm VESA® mounting pattern



	FPE42F(H)-S	FPE47F(H)-S	FPE55F(H)-S	FPEWM	FPECMC/FPECFMI-01/-02/-03/-04 models	FPEPM-05/-06/-07/-08 models
<b>40"-42" PROTECTIVE ENCLOSURE</b> COLOR: Stone Gray	<b>46"-47" PROTECTIVE ENCLOSURE</b> COLOR: Stone Gray	<b>52"-55" PROTECTIVE ENCLOSURE</b> COLOR: Stone Gray	<b>TILT WALL MOUNT FOR PEERLESS PROTECTIVE ENCLOSURES</b> COLOR: Stone Gray	<b>CONCRETE AND I-BEAM CEILING MOUNTS FOR PEERLESS PROTECTIVE ENCLOSURES</b> COLOR: Stone Gray	<b>PEDESTAL MOUNT FOR PEERLESS PROTECTIVE ENCLOSURES</b> COLOR: Stone Gray	
<ul style="list-style-type: none"> <li>Protect flat panel display from rain, snow, dust, vandalism and wet washing</li> <li>Specifically designed to protect flat panel displays year round in public arenas such as schools, courtyards, stadiums, hallways, cafeterias, gymnasiums or quads</li> <li>For indoor or outdoor applications, with climate controlled circulation fans and heater features</li> <li>Solid steel construction with corrosion resistance and integrated security locks</li> </ul>	<ul style="list-style-type: none"> <li>Protect flat panel display from rain, snow, dust, vandalism and wet washing</li> <li>Specifically designed to protect flat panel displays year round in public arenas such as schools, courtyards, stadiums, hallways, cafeterias, gymnasiums or quads</li> <li>For indoor or outdoor applications, with climate controlled circulation fans and heater features</li> <li>Solid steel construction with corrosion resistance and integrated security locks</li> </ul>	<ul style="list-style-type: none"> <li>Protect flat panel display from rain, snow, dust, vandalism and wet washing</li> <li>Specifically designed to protect flat panel displays year round in public arenas such as schools, courtyards, stadiums, hallways, cafeterias, gymnasiums or quads</li> <li>For indoor or outdoor applications, with climate controlled circulation fans and heater features</li> <li>Solid steel construction with corrosion resistance and integrated security locks</li> </ul>	<ul style="list-style-type: none"> <li>Constructed from corrosion resistant materials, primed with an E-coat and comes with stainless steel hardware</li> <li>Hook-and-hang design helps attach enclosure to mount and hold the weight load while fine tuning tilt adjustments</li> </ul>	<ul style="list-style-type: none"> <li>Constructed from corrosion resistant materials, primed with an E-coat and comes with stainless steel hardware</li> <li>Hook-and-hang design helps attach enclosure to mount and hold the weight load while fine tuning tilt adjustments</li> <li>1', 2', 3' or 4' pole length options</li> <li>Internal cable management</li> <li>I-beam model adjusts for 5.45"-12.45" I-beam flanges</li> </ul>	<ul style="list-style-type: none"> <li>Constructed from corrosion resistant materials, primed with an E-coat and comes with stainless steel hardware</li> <li>Hook-and-hang design helps attach enclosure to mount and hold the weight load while fine tuning tilt adjustments</li> <li>5', 6', 7' or 8' pedestal height options</li> <li>Internal cable management</li> </ul>	

Accessories ..... page 16

	FPE42F(H)-S	FPE47F(H)-S	FPE55F(H)-S	FPEWM	FPECMC/FPECFMI-01/-02/-03/-04 models	FPEPM-05/-06/-07/-08 models
Display size	40"-42"	46"-47"	52"-55"	Only for use with Peerless Enclosures	Only for use with Peerless Enclosures	Only for use with Peerless Enclosures
Adjustable mounting pattern (W x H)	28.75" x 17.05" (730 x 433mm)	28.75" x 17.05" (730 x 433mm)	28.75" x 17.05" (730 x 433mm)	Not adjustable 16" x 16" (406 x 406mm)	Not adjustable 16" x 16" (406 x 406mm)	Not adjustable 16" x 16" (406 x 406mm)
Distance from the wall, ceiling or floor	11.68" (297mm) <i>(from the wall)</i>	11.68" (297mm) <i>(from the wall)</i>	11.68" (297mm) <i>(from the wall)</i>	6.26" (159mm) <i>(from the wall)</i>	1', 2', 3' or 4' pole length options <i>(from the ceiling)</i>	5', 6', 7' or 8' pedestal height options <i>(from the floor)</i>
Tilt   swivel	—	—	—	+20°   0°	+20°   360°	+15°   360°
Security	Includes stainless steel key lock	Includes stainless steel key lock	Includes stainless steel key lock	Yes	Yes	Yes
Max load	250lb (113kg)	250lb (113kg)	250lb (113kg)	400lb (181kg)	400lb (181kg)	400lb (181kg)
Ambient Temperature Exposure Unheated Models	41° - 95° F (5° - 35° C)	41° - 95° F (5° - 35° C)	41° - 95° F (5° - 35° C)	—	—	—
Ambient Temperature Exposure Heated Models	10° - 95° F (-12° - 35° C)	10° - 95° F (-12° - 35° C)	10° - 95° F (-12° - 35° C)	—	—	—
Max Power Load Unheated Models	1550 WATTS	1550 WATTS	1550 WATTS	—	—	—
Max Power Load Heated Models	700 WATTS	700 WATTS	700 WATTS	—	—	—

# COMPUTER STORAGE ACCESSORIES

**DS334**



**MEDIA STORAGE MOUNTING BRACKET**  
**COLOR:** Black

- Houses computers up to 4.25" x 16.75" x 19" (D x H x W) (103 x 425 x 483mm)
- For use with ST/SF SmartMount line, sold separately

**DS416**



**PLASMA/LCD COMPUTER MOUNTING BRACKET**  
**COLOR:** Black

- Houses computers up to 2.89" x 6.25" x 6.56" (D x H x W) (73 x 159 x 167mm)
- For use with ST/SF SmartMount line, sold separately

**DS495**



**CUSTOM APPLE MAC MINI MOUNTING PLATE**  
**COLOR:** Black

- Houses Mac mini computer and AC power adapter
- For use with PLCM-2, sold separately

**DS578**



**ACCESSORY STORAGE**  
**COLOR:** Black

- Houses Enseo HD200 computer
- For use with ST/SF SmartMount line, sold separately (*Not for use with SF640 model*)

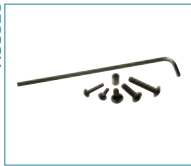
# ACCESSORIES

ACC615



Metal Stud Fastener Kit - 6 togglers

ACC925



Security Fasteners for SA745PU, SA750PU, SA760PU & SA770PU Wall Arms

CMJ470/480/490



Ceiling Plates  
 Additional ceiling plates available, visit [www.peerless-av.com](http://www.peerless-av.com)

EXT models



Fixed Extension Columns  
 Various lengths available, Visit [www.peerless-av.com](http://www.peerless-av.com)

ADJ models



Adjustable Extension Columns  
 Various lengths available, Visit [www.peerlessmounts.com](http://www.peerlessmounts.com)

PLP-UNL




Display Adapter Plate  
 Additional display adapter plates available, visit [www.peerless-av.com](http://www.peerless-av.com)

PLP-V4X2



Display Adapter Plate

RM11



Landscape to Portrait Accessory

ACC604



Dual-display Cartridge for Flat Panel Stand, FPZ-600

ADD models



Fixed or Adjustable Extension Columns for Ceiling Decouplers  
 Visit [www.peerlessmounts.com](http://www.peerlessmounts.com)

DCS400



Multi-display Structural Ceiling Stress Decoupler

DCT300



Multi-display Truss Ceiling Stress Decoupler

DCT500/600/700/800/900



Multi-display I-beam Clamps

ACC600



Multi-display Interface Bracket

PLCM-2




Dedicated Ceiling Base Mount for PLCM-UNL[1]-[CP]

ACC310



Feet Accessory for Flat Panel Cart, SR560M/G

ACC325



Accessory Shelf for Flat Panel Stand, FPZ-600

ACC330



AV Component Shelf for Flat Panel Stand, FPZ-640

ACC333



Equipment Accessory Shelf for Pedestal Mount, COL510P-810P

ACC324(-S)



Corner Mount Shelf for CM850[-S], CM60[-S], CM50[-S]

