

Multi-display Ceiling Mounts

For 32" to 50" (81-127 cm) LCD and Plasma Screens

MODELS

Dedicated Models:

Includes theft resistant hardware for attaching screen to mount screen adapter purchased separately*




MDJ700	In-line Display	Black
MDJ710	In-line Display	Black
MDJ720	In-line Display	Black
MDJ701	Curvilinear Display	Black
MDJ711	Curvilinear Display	Black
MDJ721	Curvilinear Display	Black
MDJ760	Circular Display	Black

* Dedicated adapter plates come in flat black and include security fasteners

SCREEN ADAPTER

Dedicated Models: Requires screen-specific adapter to be purchased separately

SPECIFICATIONS

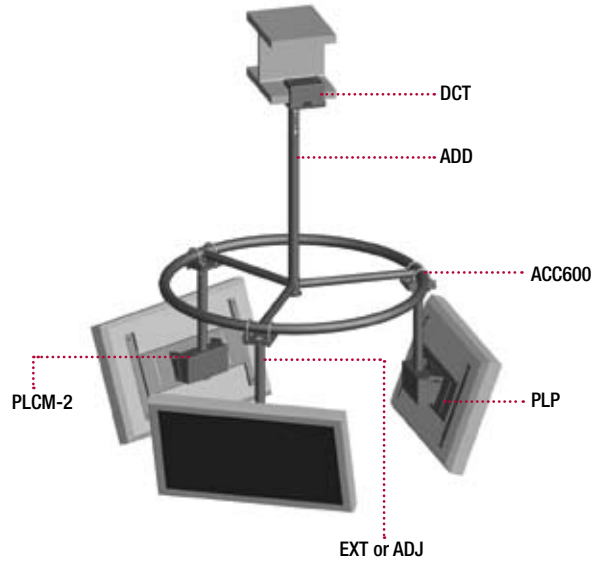
	Distance from ceiling	1'-12" (300-3657 mm) Varies depending on ceiling plate and extension column used
	Tilt Swivel	20° 360°
	Max load	600-1200 lb (272-545 kg) Depending on ceiling attachments used
	Product Dimensions (Pipe Length)	
	MDJ700/701:	120" (3048 mm)
	MDJ710/711:	180" (4572 mm)
	MDJ720/721:	240" (6096 mm)
	MDJ760:	48" (1220 mm)
	Mounting Surfaces	Virtually all ceiling surfaces (Requires accessory)
	Ship Weight	
	MDJ700:	31 lb (14.1 kg)
	MDJ710:	45 lb (20.4 kg)
	MDJ720:	62 lb (28.1 kg)
	MDJ701:	27 lb (20.4 kg)
	MDJ711:	35 lb (15.9 kg)
	MDJ721:	56 lb (24.5 kg)
	MDJ760:	45 lb (20.4 kg)

ACCESSORIES

See chart for components needed to complete installationpg# 63

Contact Customer Care for CRT applications

1. Multi-screen display for 3 to 4 plasma or LCD screens
2. Three different configurations: in-line, curvilinear, and circular
3. Choose desired ceiling drop length and drop length of equipment from pipe
4. 0° to 20° adjustable tilt
5. 360° swivel for each screen



Circular configuration



In-line configuration



Curvilinear configuration

To verify mount compatibility with any LCD, plasma or projector model use MountFinder™ at www.peerlessmounts.com



CLICK: www.peerlessmounts.com



CALL: 800.865.2112



FAX: 708.865.2941

CIRCULAR

* Columns over 9' will be covered in vinyl

Screen Size	Number of screens	MDJ model*	PLCM-2 screen mount	PLP screen adapter plate (see MountFinder™)	EXT or ADJ extension column (connects PLCM-2 to ACC600)	ACC600 interface bracket to MDJ mount	ADD* support extension column	DCT ceiling decoupler
32"-37" (812-939 cm)	3	MDJ760	3	3	3	3	1	1
40"-42" (1016-1066 cm)	3	MDJ760	3	3	3	3	1	1
50" (1270 cm)	3	MDJ760	3	3	3	3	1	1
32"-37" (812-939 cm)	4	MDJ760	4	4	4	4	1	1
40"-42" (1016-1066 cm)	4	MDJ760	4	4	4	4	1	1

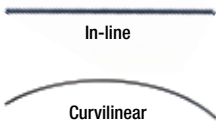
IN-LINE


Screen size	Number of screens	MDJ model	PLCM-2 screen mount	PLP screen adapter plate (see MountFinder™)	EXT or ADJ extension column (connects PLCM-2 to ACC600)	ACC600 interface bracket to MDJ mount	ADD support extension column	DCT ceiling decoupler
32"-37" (812-939 cm)	3	MDJ700	3	3	3	5	2	2
40"-42" (1016-1066 cm)	3	MDJ700	3	3	3	5	2	2
50" (1270 cm)	3	MDJ710	3	3	3	5	2	2
32"-37" (812-939 cm)	4	MDJ700	4	4	4	6	2	2
40"-42" (1016-1066 cm)	4	MDJ710	4	4	4	6	2	2
50" (1270 cm)	4	MDJ720	4	4	4	6	2	2


CURVILINEAR

Screen size	Number of screens	MDJ model	PLCM-2 screen mount	PLP screen adapter plate (see MountFinder™)	EXT or ADJ extension column (connects PLCM-2 to ACC600)	ACC600 interface bracket to MDJ mount	ADD support extension column	DCT ceiling decoupler
32"-37" (812-939 cm)	3	MDJ701	3	3	3	5	2	2
40"-42" (1016-1066 cm)	3	MDJ701	3	3	3	5	2	2
50" (1270 cm)	3	MDJ711	3	3	3	5	2	2
32"-37" (812-939 cm)	4	MDJ701	4	4	4	6	2	2
40"-42" (1016-1066 cm)	4	MDJ711	4	4	4	6	2	2
50" (1270 cm)	4	MDJ721	4	4	4	6	2	2

MULTI-DISPLAY SYSTEM COMPONENTS

Multi-Display Mount	Model	Length	Ring Diameter	Pipe Diameter	Load Capacity	Ship Weight
 In-line Curvilinear	MDJ700 (in-line)	120" (3048 mm)	NA	1.9" OD	1000 lb (453 kg)	31 lb (14.1 kg)
	MDJ710 (in-line)	180" (4572 mm)	NA	1.9" OD	1200 lb (544 kg)	45 lb (20.4 kg)
	MDJ720 (in-line)	240" (6096 mm)	NA	1.9" OD	1500 lb (680 kg)	62 lb (28.1 kg)
	MDJ701 (curved)	120" (3048 mm)	NA	1.9" OD	1000 lb (453 kg)	27 lb (12.2 kg)
	MDJ711 (curved)	180" (4572 mm)	NA	1.9" OD	1200 lb (544 kg)	35 lb (15.9 kg)
	MDJ721 (curved)	240" (6096 mm)	NA	1.9" OD	1500 lb (680 kg)	56 lb (25.4 kg)
	MDJ760 (circular)	NA	48" (122 cm)	1.9" OD	600 lb (272 kg)	45 lb (20.4 kg)

Screen Mount	Model	Ship Weight
	PLCM-2 PLP screen adapter required. See MountFinder™ to verify screen compatibility. See page 60 for details	13.9 lb (6.3 kg)




Multi-Display Interface Bracket	Model	Description	Load Capacity	Ship Weight
	ACC600 See page 122 for details	Interfaces between flat panel mount to MDJ mount, and MDJ mount to ceiling support structure.	1200 lb (544.3 kg)	3.8 lb (1.7 kg)

Fixed or Adjustable Extension Columns for Attaching Mount	Model	Drop Length*
	EXT/ADJ models See page 123 for details	8"-12' (203-3657 mm)

* Fixed length columns provide 8" to 12' drop lengths.
Adjustable length columns provide 6" to 12' drop lengths.

Fixed or Adjustable Extension Columns for Ceiling Decouplers	Model	Drop Length*
	ADD models See page 124 for details	12"-12' (304-3657 mm)

* Fixed length columns provide 1' to 10' drop lengths.
Adjustable length columns provide 1' to 12' drop lengths.

Ceiling Decoupler	Model	Ceiling type	Load Capacity	Ship Weight
	DCS400	For structural or finished ceiling	1200 lb (544 kg)	7.8 lb (3.5 kg)
	DCT300	For truss ceiling	1200 lb (544 kg)	4.6 lb (2.1 kg)
	DCT500	For I-Beams	600 lb (272 kg)	9.4 lb (4.3 kg)
	DCT600	For I-Beams	600 lb (272 kg)	13.1 lb (6 kg)
	DCT700	For I-Beams	600 lb (272 kg)	13.6 lb (6.2 kg)
	DCT800	For I-Beams	600 lb (272 kg)	14 lb (6.4 kg)
	DCT900	For I-Beams	600 lb (272 kg)	9 lb (4.1 kg)

See page 122 for details

To verify mount compatibility with any LCD, plasma or projector model use MountFinder™ at www.peerlessmounts.com



CLICK: www.peerlessmounts.com



CALL: 800.865.2112



FAX: 708.865.2941