

A close-up photograph of a mechanical articulating arm assembly. The image shows two black, cylindrical arms connected by a central pivot point. A coiled metal spring is visible in the center, with the word "pearless" embossed on it. Several blue cables are attached to the arms, extending outwards. The background is dark, and the lighting highlights the metallic and plastic components.

SmartMount[®]
Articulating Arm Series

Not Just Another Pretty Mount.

The SmartMount™ Articulating Arm Series is the ultimate expression of form meets function in a broad, versatile line. Available in high-gloss colors to match today's TVs, every mount in the series features sturdy aluminum and steel construction to hold up to 200 lb. Completely integrated top and bottom cord management neatly stows retail component and cable bundles up to 1" in diameter.

Lateral Adjustability

By allowing up to 10.75" of lateral adjustment, this ensures the TV can be centered on the wall even if the studs aren't.



U-Groove Channel

This 1" channel accepts even the largest cable bundles and contains integrated fasteners to securely manage cables and cords and prevent them from becoming dislodged.

U-Groove Caps

Snap these covers over the U-Groove channels to quickly and easily conceal cables and create a sleek, finished look.

Wall Access Ports

Large enough to run all cords and cables through the wall, they can even accommodate a four-outlet face plate. When not used, color-coordinated covers conceal the access ports for a clean appearance.

Universal Screen Adapter

Our all-metal screen adapter safely and securely adjusts to accommodate the largest mounting hole patterns. Its retractable design allows it to fit behind even smaller screens.

Roll Adjustment

This feature enables screen leveling for better viewing in any position and allows a change between landscape and portrait orientation without having to remove the screen.

One-Touch Tilt

Get the best viewing angle without the use of tools. One-touch tilt allows continuous angle adjustment with just the touch of your hand.

Single Stud Solution SA745 Models

Unique single-stud mount holds 97% of LCD and plasma screens up to 45"



Double Stud Solution SA750 Models

Double-stud arm holds up to 50" plasmas weighing 150 lb.

























Dual-Arm Solution SA760 Models

Sturdy dual-arm design smoothly supports up to 71" screens and is UL-listed up to 200 lb.



See back page for detailed specifications

SmartMount™ Articulating Arm Series Specifications

Model	Screen Size	Maximum Weight	UL Listed	VESA® Compliant	Color	Stud Mounting	Universal Adapter Hole Pattern	Horizontal Adjustment	Access Ports	Extended	Retracted
SA745PU	32"-45"	90 lb			High Gloss Black	Single	30.13" H x 17.24" W	NA	NA	29.8"	6.8"
SA745PU-S	32"-45"	90 lb			High Gloss Silver	Single	30.13" H x 17.24" W	NA	NA	29.8"	6.8"
SA745P	32"-45"	90 lb			High Gloss Black	Single	VESA® 100, 200x100, 200x200 mm	NA	NA	27.8"	4.8"
SA745P-S	32"-50"	90 lb			High Gloss Silver	Single	VESA® 100, 200x100, 200x200 mm	NA	NA	27.8"	4.8"
SA750PU	32"-50"	150 lb			High Gloss Black	Double	30.13" H x 17.24" W	10.75"	5" H x 6.7" W	29.8"	6.8"
SA750PU-S	32"-50"	150 lb			High Gloss Silver	Double	30.13" H x 17.24" W	10.75"	5" H x 6.7" W	29.8"	6.8"
SA750P	32"-50"	150 lb			High Gloss Black	Double	VESA® 100, 200x100, 200x200 mm	10.75"	5" H x 6.7" W	27.8"	4.8"
SA750P-S	32"-50"	150 lb			High Gloss Silver	Double	VESA® 100, 200x100, 200x200 mm	10.75"	5" H x 6.7" W	27.8"	4.8"
SA760PU	37"-63"	200 lb			High Gloss Black	Double	30.13" H x 17.24" W	7.75"	5" H x 6.7" W	29.8"	6.8"
SA760PU-S	37"-63"	200 lb			High Gloss Silver	Double	30.13" H x 17.24" W	7.75"	5" H x 6.7" W	29.8"	6.8"
SA760P	37"-71"	200 lb			High Gloss Black	Double	VESA® 100, 200x100, 200x200 mm	7.75"	5" H x 6.7" W	27.8"	4.8"
SA760P-S	37"-71"	200 lb			High Gloss Silver	Double	VESA® 100, 200x100, 200x200 mm	7.75"	5" H x 6.7" W	27.8"	4.8"

SmartMount™ Articulating Arm Series Accessories



ACC924/926
Cable Management
Wall Channel



ACC925
Security
Fasteners



MSA-101 (S)
Center Channel
Speaker Mount



MSA-301 (S)
Center and Side
Speaker Mount

