


Universal Fixed Tilt Wall Mount

For 23" to 60" Flat Panel Screens



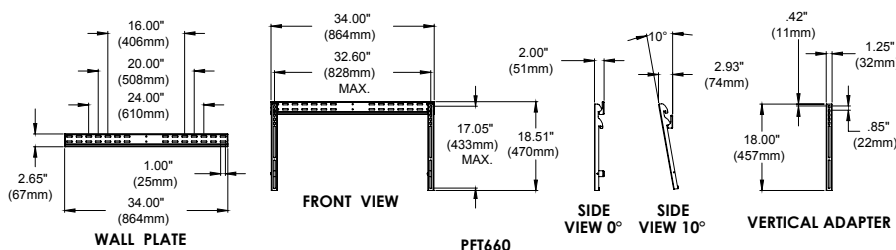
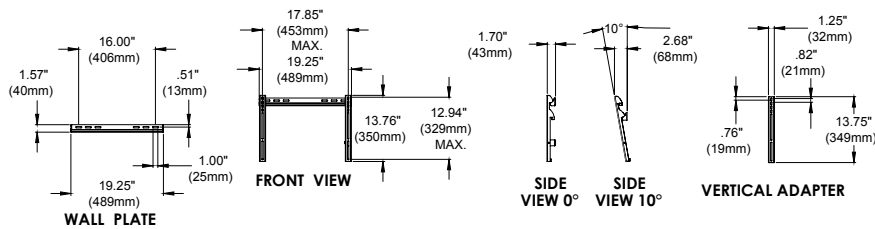
FLAT PANEL MOUNTS

1. Single rail design enables quick and simple installation
2. Low-profile design holds screen 2" (51mm) from the wall with PFT660 models and 1.7" (43mm) from the wall with PFT640
3. Safety tab ensures screen is securely attached to wall plate
4. Horizontal screen adjustment up to 8" (203mm) for better screen placement
5. Integrated fixed tilt angles of 0°, 2°, 5°, and 10° provide viewing angle options



For expanded product information and technical data visit www.peerlessmounts.com

TECHNICAL DRAWINGS



MODELS

Universal Models:

Includes standard hardware (hex or Phillips) for attaching screen to mount

PFT640 Gloss black for 23" to 46" screens
PFT660 Gloss black for 37" to 60" screens

SCREEN ADAPTER



Mounting pattern

Universal Models

PFT640: 17.85" W x 12.94" H*
 (453 x 329mm)

PFT660: 32.60" W x 17.05" H
 (828 x 433mm)

* Many 42" plasmas have mounting hole patterns larger than dimensions above. Use MountFinder™ to verify mount compatibility.



VESA® pattern

Universal Models

PFT640: Up to 400 x 300 mm
PFT660: Up to 800 x 400 mm

SPECIFICATIONS



Distance from wall

PFT640: 1.7" (43mm)
PFT660: 2" (51mm)



Tilt

0°, 2°, 5°, 10°



Max load

PFT640: 100lb (45kg)
PFT660: 175lb (79kg)

Product Dimensions (W x H x D)

PFT640: 19.25" x 13.75" x 1.7"
 (489 x 349 x 43mm)

PFT660: 34" x 18" x 2"
 (864 x 457 x 51mm)

Mounting Surfaces

Wood stud, concrete, cinder block and metal stud
 (Metal stud accessory required)

Ship Weight

PFT640: 3.8lb (1.72kg)
PFT660: 7lb (3.1kg)

CERTIFICATIONS



ACCESSORIES



ACC215: (for PFT640)
 2-pack Metal Stud Fastener Kit pg# 154



ACC415: (for PFT660)
 4-pack Metal Stud Fastener Kit pg# 154

To verify mount compatibility with any LCD, plasma or projector model use MountFinder™ at www.peerlessmounts.com



CLICK: www.peerlessmounts.com



CALL: 800.865.2112



FAX: 800.359.6500