



SmartMount® Articulating Wall Arm

For 32" to 47" (81-119 cm) LCD and Plasma Screens

MODELS

Universal Models:

Includes standard hardware (hex or Phillips) for attaching screen to mount

- SA745PU** High gloss black
- SA745PU-S** High gloss silver

Dedicated Models:

Includes standard hardware (hex or Phillips) for attaching screen to mount Screen Adapter Purchased Separately for Non-VESA® Screens*

- SA745P** High gloss black
- SA745P-S** High gloss silver

* Dedicated adapter plates come in flat black and include security fasteners

SCREEN ADAPTER



Mounting pattern

Universal Models: 30.13" W x 17.24" H
(765 x 437 mm)



VESA® pattern

Dedicated Models: 100, 200 x 100 and 200 x 200 mm
Non-VESA® compatible screens require screen-specific adapter to be purchased separately

SPECIFICATIONS



Distance from wall

Universal Models: 6.8"-29.8" (172-756 mm)
Dedicated Models: 4.8"-27.8" (121-706 mm)



Tilt | Swivel | Roll

+15/-5° | ±90° | ±2.5°



Max load

90 lb (40 kg)

Product Dimensions (W x H x D)

Universal Models: 32.87" x 18.25" x 6.8"-29.8"
(834 x 463 x 172-756 mm)
Dedicated Models: 17" x 14.5" x 4.8"-27.8"
(431 x 368 x 121-706 mm)

Mounting Surfaces

Wood stud, concrete, cinder block and metal stud
(Metal stud accessory required)

Ship Weight

Universal Models: 33.38 lb (15.1 kg)
Dedicated Models: 26 lb (11.79 kg)

CERTIFICATIONS



ACCESSORIES



WSP745(-S):
Metal Stud Wall Plate..... pg# 126



ACC925:
Security Fasteners pg# 128

1. Arm extends up to 27.8" (706 mm) from wall (plus thickness of screen adapter)
2. Universal models accommodate screens with mounting holes up to 30.13" W x 17.24" H (765 x 437 mm)
3. U-groove channels and caps provide 1" (25 mm) clearance per channel for clean and simple cable management
4. Three-screw wall attachment for a fast installation
5. One-touch tilt allows adjustment of +15/-5° without the use of tools
6. Built-in cable ties control cables and cords with movement of arm
7. ±2.5° roll to level screen horizontally
8. Allows portrait or landscape screen orientation without removing the screen

Universal Models

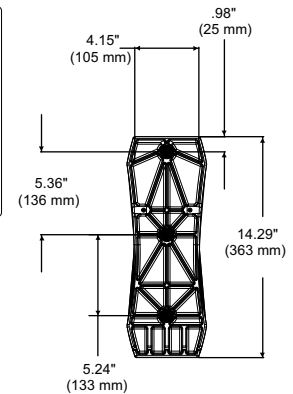
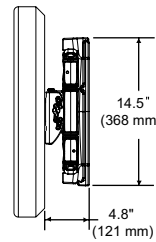
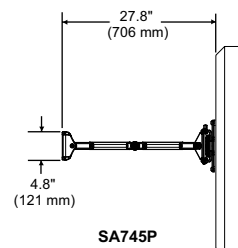
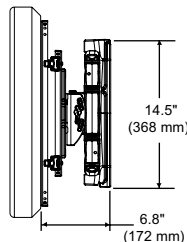
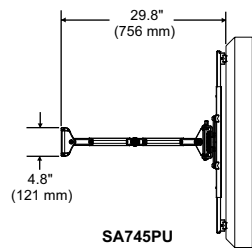


Dedicated Models



TECHNICAL DRAWINGS

For expanded product information and technical data visit www.peerlessmounts.com



To verify mount compatibility with any LCD, plasma or projector model use MountFinder™ at www.peerlessmounts.com



CLICK: www.peerlessmounts.com



CALL: 800.865.2112



FAX: 708.865.2941