

WSP700
WSP701

Metal Stud Wall Plate

For use with Peerless single stud arms


No matter what, having more options is a good thing. The WSP700 and WSP701 wall plates provide more options for mounting Peerless' small, single stud pivot and articulating mounts. In addition to use with metal studs, the wall plate enables the positioning of the TV practically anywhere across the span of the wall without being limited by gaps between wall studs. Easily open up flat panel mounting options, get an abundance of usable wall access for even better cable management options. Designed sleeker and with less bulk than previous wall plates, the WSP700 and WSP701 are a universal fit that is easily mounted to any wall stud, regardless of the stud spacing situation.




Max load: 80 lb (36 Kg)

FEATURES

- For use with SA730P, SA740P, SP730P, SP740P, PA730, PA740, PP730, PP740 eliminating the need to determine what wall plate goes with what mount
- 2" of horizontal adjustment for additional mount placement options
- Max load capacity of 80 lb (36 kg)
- Available in Gloss black



■ **WSP700 MOUNTING SURFACE:**
16" Center Metal Studs



■ **MINIMAL WALL FOOTPRINT**
Added wall access for increased cable management options

■ **WSP701 MOUNTING SURFACE:**
20" and 24" center metal studs



RoHS
2002/95/EC

Model Numbers

WARRANTY: Limited 5-year

WSP700 / WSP701: Metal Stud Wall Plate for use with Peerless single stud arms

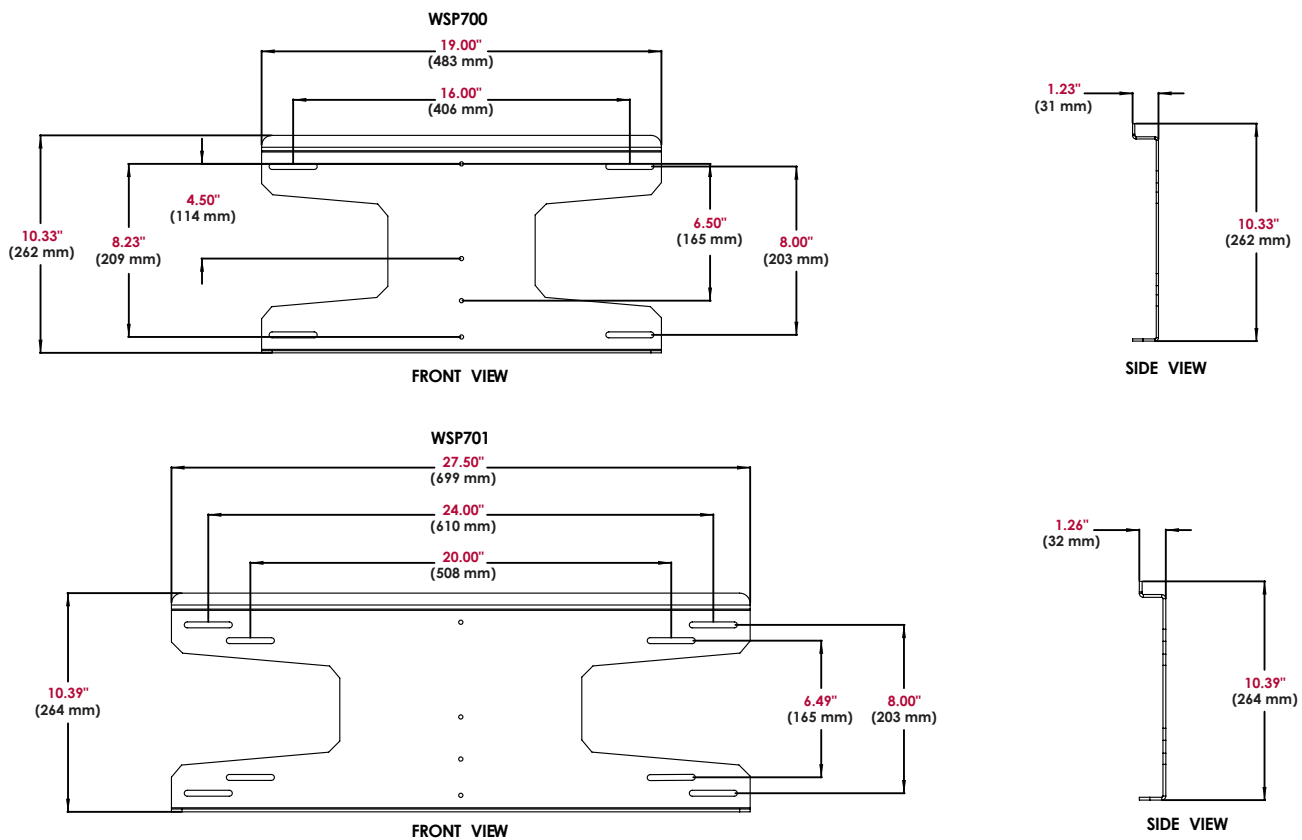
Product Specifications

	DIMENSIONS (W x H x D)	PRODUCT WEIGHT	LOAD CAPACITY	FINISH	AVAILABLE COLORS
WSP700	19" x 10.33" x 1.23" (483 x 262 x 31 mm)	6 lb (2.7 kg)	80 lb (36 kg)	Scratch resistance fused epoxy	Gloss black
WSP701	27.50" x 10.39" x 1.26" (699 x 264 x 32 mm)	10 lb (4.5 kg)			

Package Specifications

	PACKAGE SIZE (L x W x H)	PACKAGE SHIP WEIGHT	PACKAGE UPC CODE	PACKAGE CONTENTS	UNITS IN PACKAGE
WSP700	26.32" x 13.25" x 2" (669 x 337 x 51 mm)	6.5 lb (3 kg)	735029266532	Wall plate, wall and mount attachment hardware	1
WSP701	26.32" x 13.25" x 4" (669 x 337 x 102 mm)	10.5 lb (5 kg)	735029266549		

All dimensions = inch (mm)



ARCHITECTS SPECIFICATIONS

The Metal Stud Wall Plate shall be a Peerless model WSP700 or WSP701 and shall be located where indicated on the plans. The finish shall be scratch resistant gloss black. Assembly and installation shall be done according to instructions provided by the manufacturer.