

TECHNICAL DATA SHEET - External Wall Plate

peerless[®]
Solid Solutions - Solid Support™

MODEL: WSP 490

External Wall Plates include special togglers for attachment to 25 gauge minimum metal stud walls. Accepts SP740P model flat panel wall mounts only. Screws are included to attach mount to wall plate.

Dimensions:

Weight:

7.5 lb (3.4 kg)

Shipping weight:

8.2 lb (3.7 kg)

Maximum Load Capacity:

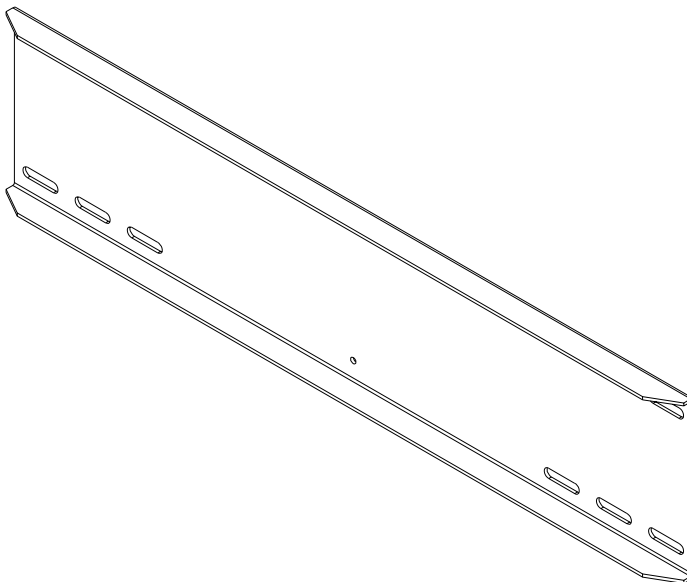
80.0 lb (36.3 kg)

Shipping Carton dimensions:

L = 26.00 in (660 mm)

W = 13.00 in (330 mm)

H = 1.50 in (38 mm)



ARCHITECTS SPECIFICATIONS

The External Wall Plate shall be a Peerless model **WSP 490** and shall be located where indicated on the plans. It shall be constructed of 25 gauge cold rolled steel. It shall include special togglers for attachment to a 25 gauge minimum metal stud wall and 1/4-20 x 1/2" screws for attachment of a SP740P to the External Wall Plate. The finish shall be scratch resistant Black Fused Epoxy. Assembly and installation shall be done according to instructions provided by the manufacturer.

Peerless Industries, Inc.

3215 W. North Ave. Melrose Park, IL 60160
708-865-8870 800-865-2112 Fax 708-865-2941

www.peerlessmounts.com

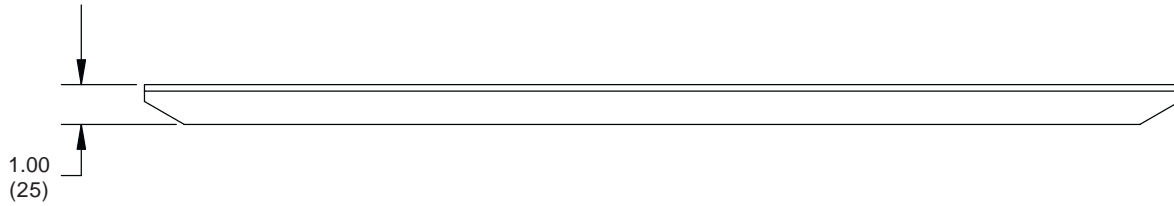
ISSUED: 08-02-05 SHEET NO: 024-9507-1

©2005 Peerless Industries, Inc. All rights reserved.
Peerless is a registered trademark of Peerless Industries, Inc.

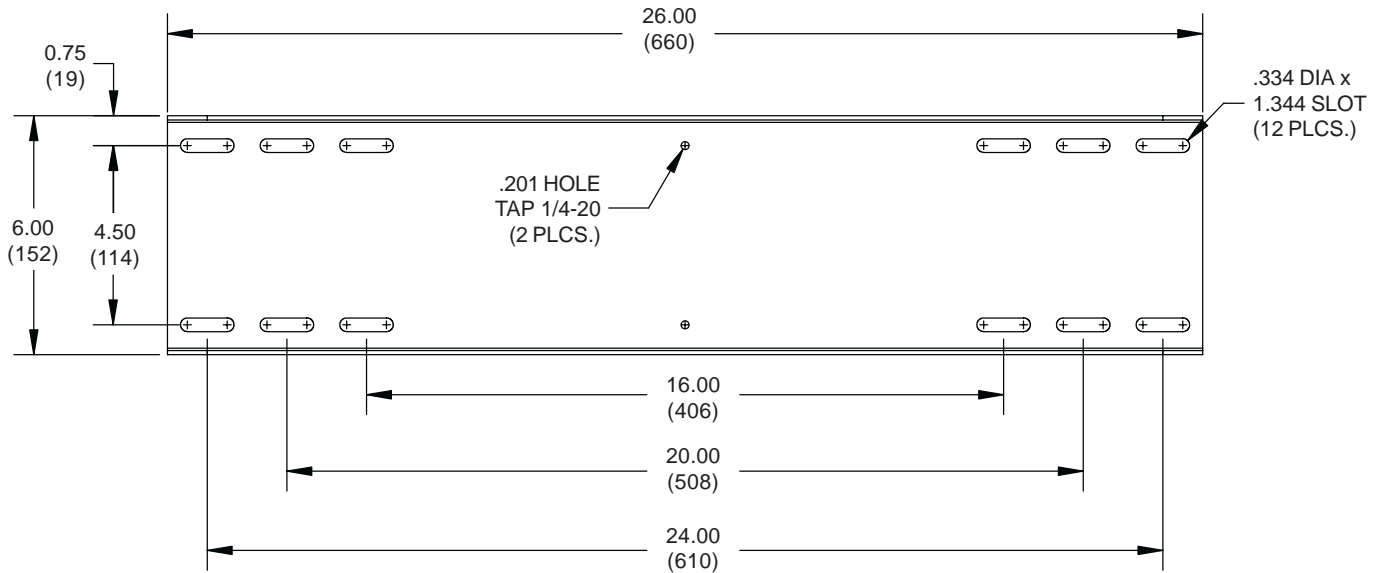
All other brand and product names are trademarks or registered trademarks of their respective owners.

TECHNICAL DATA SHEET

MODEL: WSP 490



Top View



Front View