

TECHNICAL DATA SHEET - **SmartMount**[®] Articulating Wall Arm for 32" to 50" flat panel screens

peerless[®]

MODELS: RTFPA50U, RTFPA50US, SA750P, SA750P-S,
SA750PU, SA750PU-S



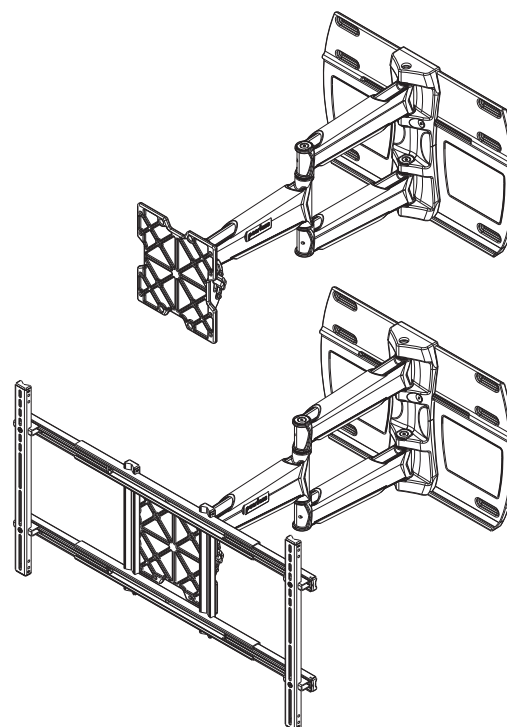
The new SmartMount[®] 700 Series Arms are more than just another pretty mount. With a full 1" of internal cable management and color-coded electrical and A/V component knock-outs, the new SA750 models provide the most cable management in the industry for a truly clean installation. Its double stud, single arm design allows for up to 10.75" of horizontal adjustment of perfect screen placement. The SA750 models are UL-listed for strength and reliability.

Features:

- Arm extends up to 27.8" from wall (plus thickness of adapter plate)
- SA750P includes VESA[®] 100/200 x 100/200/200 adapter plate and is compatible with PLP dedicated adapter plates
- Universal models adapt to screens with mounting holes up to 30.13" W x 17.24" H
- 1" clearance per channel for clean and simple cable management
- Up to 10.75" total horizontal adjustment
- One-touch tilt allows adjustment of +15/-5° without the use of tools
- Three pivot points with up to 180° swivel
- Two knockouts in wall plate for optimal electrical access
- ±2.5° roll to level screen horizontally
- Allows portrait or landscape screen orientation

Accessories:

- SCS222: Double Stud Dual Component Shelf System
- SCS212: Dual Component Shelf System
- SCS221: Double Stud Component Shelf
- SCS211: Component Shelf
- ACC924/926: Cable Management Wall Channel
- ACC925: Security Fasteners
- MSA-101 (S): Center Channel Speaker Mount
- MSA-301 (S): Center and Side Speaker Mount
- ACC615: Metal Stud Toggles
(for up to 110 lb flat panels)



SA750P, SA750P-S

Dimensions:

Weight:

27.5 lb (12.5 kg)

Shipping weight:

32.8 lb (14.9 kg)

Maximum Load Capacity:

150 lb (68 kg)

Shipping Carton dimensions:

L = 22.25 in (565 mm)

W = 16 in (406 mm)

H = 7.75 in (197 mm)

RTFPA50U, RTFPA50US, SA750PU, SA750PU-S

Dimensions:

Weight:

34.1 lb (15.5 kg)

Shipping weight:

40.12 lb (18.2 kg)

Maximum Load Capacity:

150 lb (68 kg)

Shipping Carton dimensions:

L = 22.05 in (560 mm)

W = 15.75 in (400 mm)

H = 7.6 in (193 mm)

ARCHITECTS SPECIFICATIONS

The SmartMount[®] Articulating Wall Arm shall be Peerless models _____ and shall be located where indicated on the plans. It shall feature adjustable 15° of forward tilt and 5° backward tilt. Assembly and installation shall be done according to instructions provided by the manufacturer.

Peerless Industries, Inc.

3215 W. North Ave. Melrose Park, IL 60160
708-865-8870 800-865-2112 Fax 708-865-2941

www.peerlessmounts.com

ISSUED: 03-22-07 SHEET NO: 095-9701-3 08-06-08

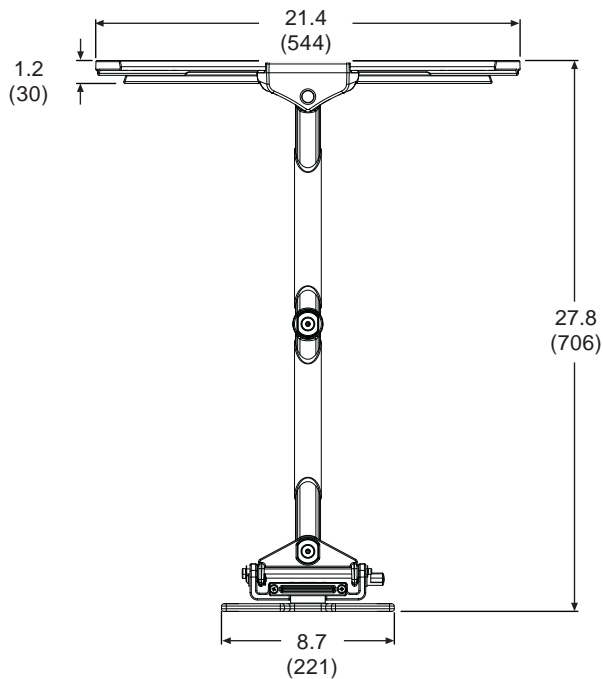
© 2007, Peerless Industries, Inc. All rights reserved.

All other brand and product names are trademarks or registered trademarks of their respective owners

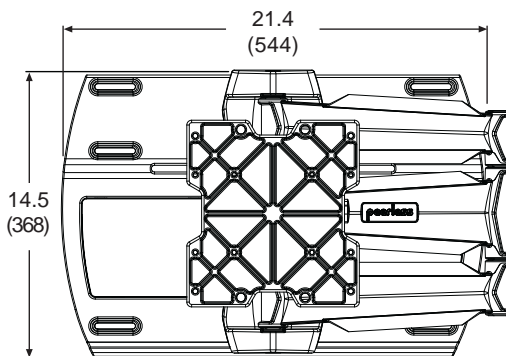
TECHNICAL DATA SHEET

MODELS: RTFPA50U, RTFPA50US, SA750P, SA750P-S, SA750PU, SA750PU-S

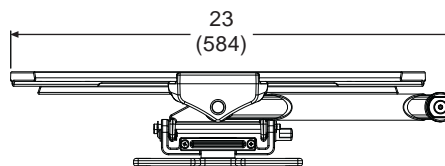
All dimensions = inch (mm)



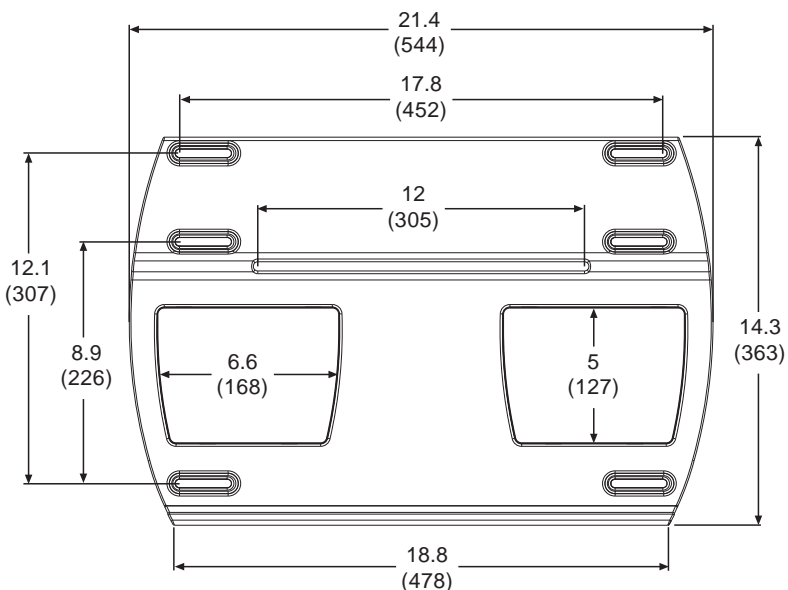
Extended Top View



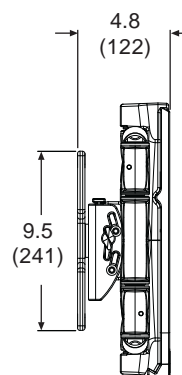
Collapsed Front View



Collapsed Top View

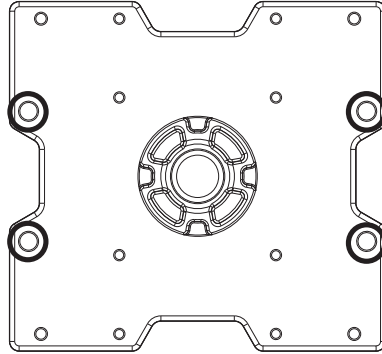


Wall Plate Detail

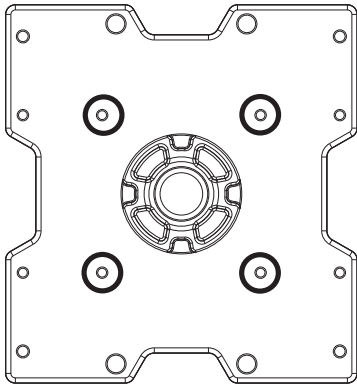


Collapsed Side View

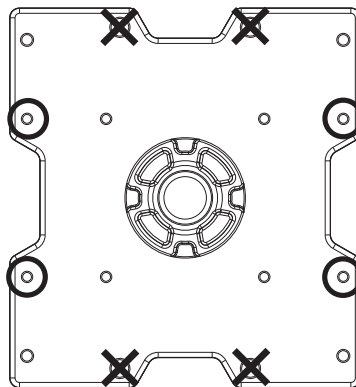
MODELS: RTFPA50U, RTFPA50US, SA750P, SA750P-S, SA750PU, SA750PU-S



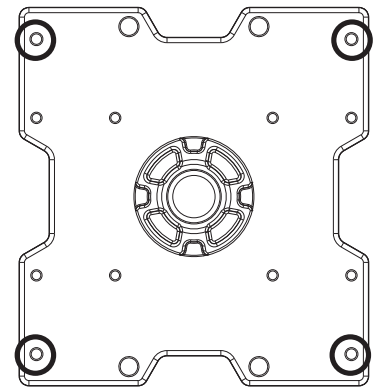
HOLE PATTERN FOR USE WITH UNIVERSAL ADAPTER BRACKET OR DEDICATED ADAPTER PLATE



VESA® 100 x 100



VESA® 200 x 100

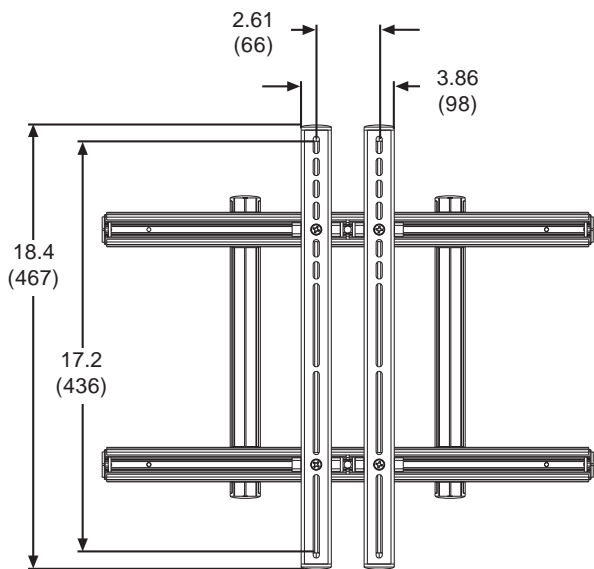


VESA® 200 x 200

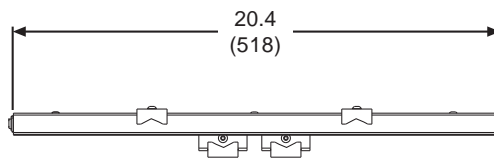
Front View Adapter Plate Details

TECHNICAL DATA SHEET

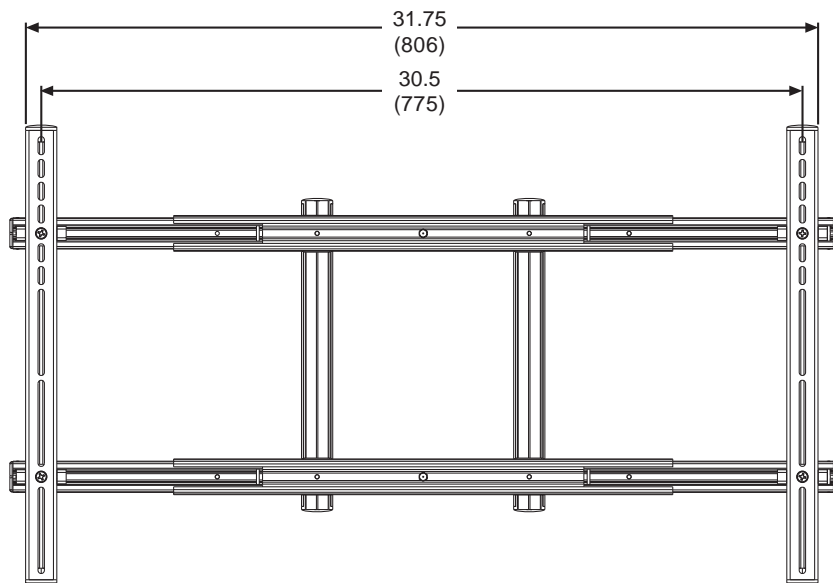
MODELS: RTFPA50U, RTFPA50US, SA750P, SA750P-S, SA750PU, SA750PU-S



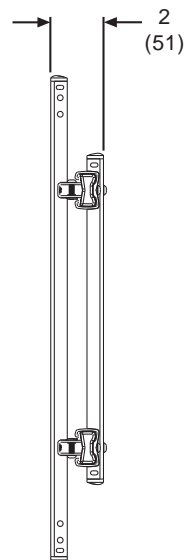
Universal Adapter Bracket Collapsed Front View



Universal Adapter Bracket Collapsed Top View



Universal Adapter Bracket Extended Front View



Universal Adapter Bracket Side View