

TECHNICAL DATA SHEET - **PARAMOUNT**™ by Peerless **Universal Tilt Wall Mount for 32" to 50" Flat Panel Screens**

peerless®

MODEL: PT650

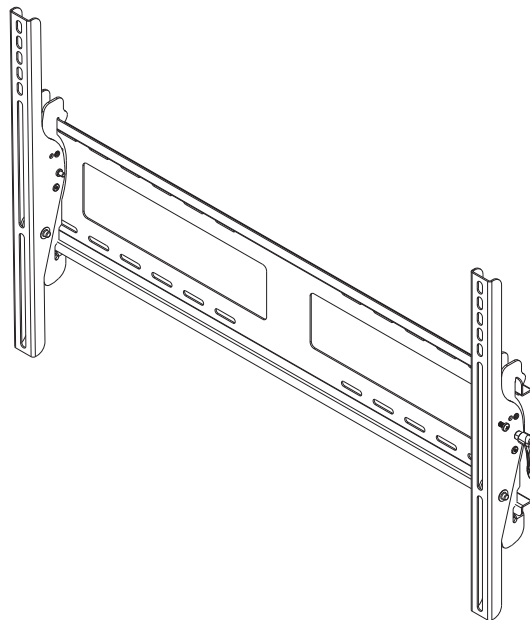

Easily install large screens with this simple, intuitive mounting solution. Its simple three step installation combined with its toolless, one-touch tilt angle adjustment enables LCD and plasma flat panel screens to be installed and adjusted quickly. Cables and cords are easily managed behind the screen with large access ports in the wall plate. For perfect screen positioning, center the screen by smoothly sliding it along the wall plates horizontal rails.

Features:

- Universal mount accommodates screens with mounting patterns up to 29.06" W x 17.67" H
- Adjustable 15° forward tilt and -5° backward tilt for finding the optimal viewing angle
- Easy-grip handle locks the screen position into place
- Optional IncreLock feature offers fixed tilt angles of -5°, 0°, 5°, 10°, and 15°
- Open wall plate design allows for greater access to electrical outlets and cable management
- Easy-glide brackets easily hook onto wall plate for a simple, safe and quick installation
- Horizontal screen adjustment of up to 8" (depending on screen model) for perfect screen placement
- Mounts to wood studs, concrete, cinder block or metal studs (metal stud accessory required)
- Comes with Peerless' Sorted-for-You™ fastener pack with all necessary screen attachment hardware
- UL Listed

Accessories:

- ACC415 - Metal Stud Fastener Kit
- PS200 - Paramount™ A/V Component Shelf



Dimensions:

Weight:

8.05 lb (3.7 kg)

Shipping weight:

10.7 lb (4.8 kg)

Maximum Load Capacity:

175 lb (79 kg)

Shipping Carton dimensions:

L = 31.625 in (804 mm)

W = 8.5 in (216 mm)

H = 3.88 in (99 mm)

ARCHITECTS SPECIFICATIONS

The Paramount® Universal Tilt Wall Mount shall be Peerless models _____ and shall be located where indicated on the plans. It shall feature adjustable 15° of forward tilt and -5° backward tilt. It shall be constructed of heavy gauge cold rolled steel and finished with scratch resistant gloss black fused epoxy. Assembly and installation shall be done according to instructions provided by the manufacturer.

Peerless Industries, Inc.

3215 W. North Ave. Melrose Park, IL 60160
708-865-8870 800-865-2112 Fax 708-865-2941

www.peerlessmounts.com

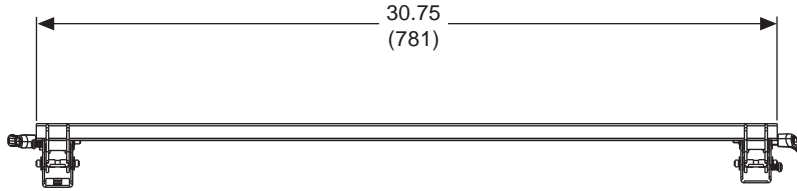
ISSUED: 01-17-08 SHEET NO: 202-9571-2 04-28-08

©2008 Peerless Industries, Inc. All rights reserved.
Peerless is a registered trademark; Paramount and Sorted-For-You are trademarks of Peerless Industries, Inc.
All other brand and product names are trademarks or registered trademarks of their respective owners.

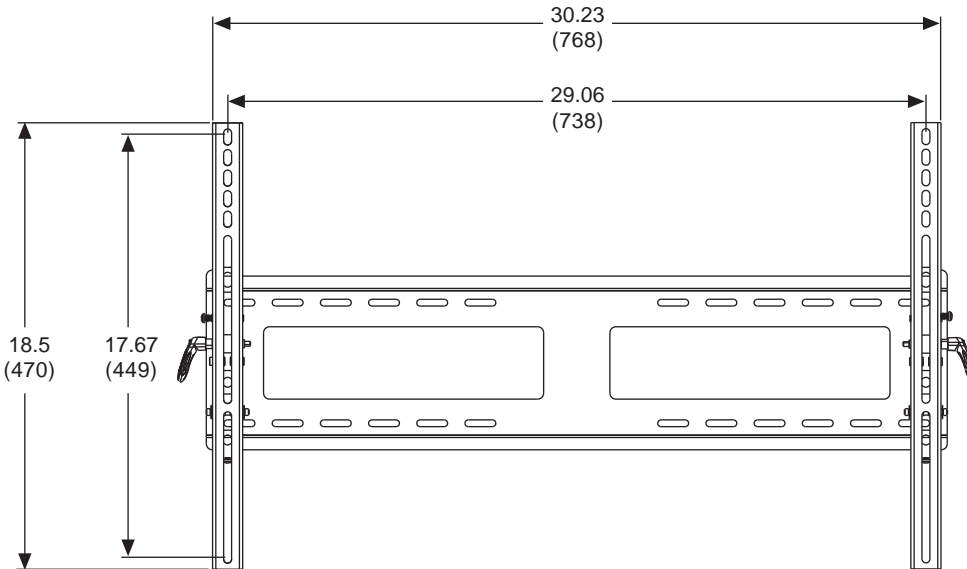
TECHNICAL DATA SHEET

MODEL: PT650

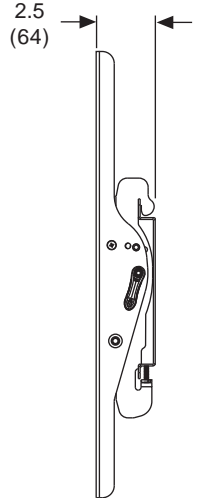
All dimensions = inch (mm)



Top View



Front View

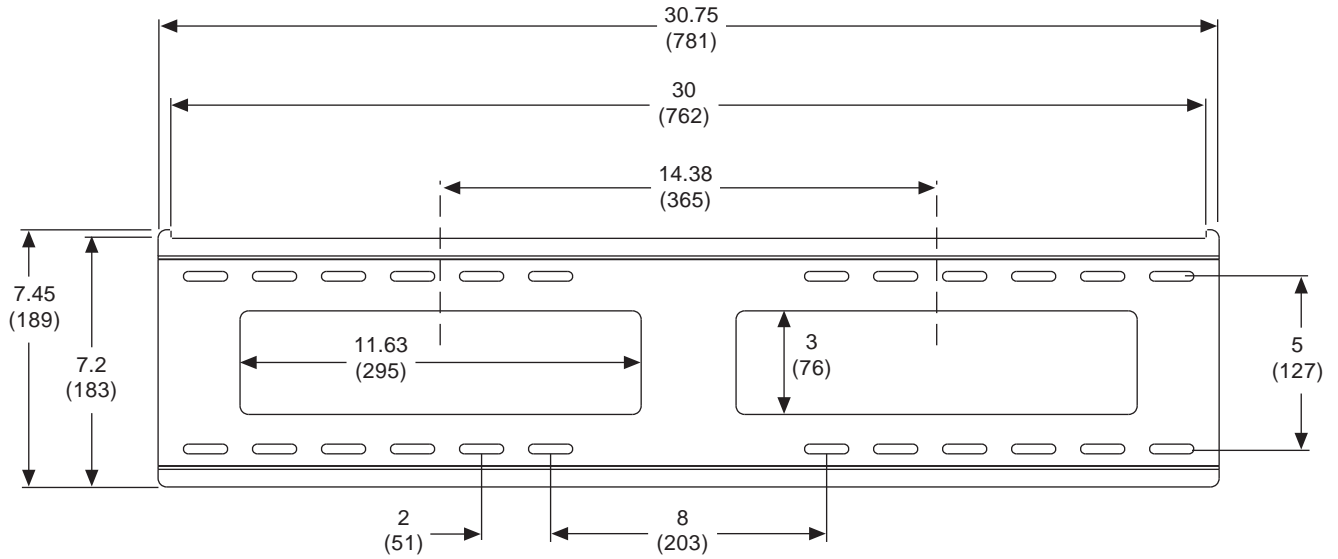


Side View

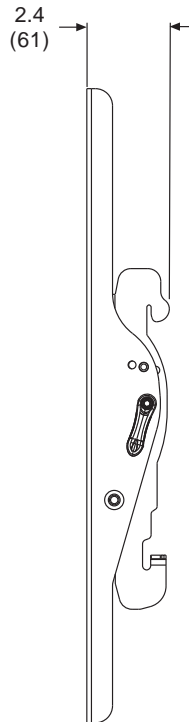
TECHNICAL DATA SHEET

MODEL: PT650

All dimensions = inch (mm)



Wall Plate Detail



Adapter Bracket Detail